



CITY OF MENDOTA

"Cantaloupe Center Of The World"

ROLANDO CASTRO
Mayor
VICTOR MARTINEZ
Mayor Pro Tempore
JESSE MENDOZA
JOSPEH R. RIOFRIO
OSCAR ROSALES

AGENDA
MENDOTA CITY COUNCIL
Special City Council Meeting
CITY COUNCIL CHAMBERS
643 QUINCE STREET
June 16, 2020
12:00 PM

CRISTIAN GONZALEZ
City Manager
JOHN KINSEY
City Attorney

The Mendota City Council welcomes you to its meetings; Regular meetings are scheduled for the 2nd and 4th Tuesday of every month. Your interest and participation are encouraged and appreciated. Notice is hereby given that Council may discuss and/or take action on any or all of the items listed on this agenda. Please turn your cell phones on vibrate/off while in the council chambers.

Any public writings distributed by the City of Mendota to at least a majority of the City Council regarding any item on this regular meeting agenda will be made available at the front counter at City Hall located at 643 Quince Street Mendota, CA 93640, during normal business hours 8 AM – 5 PM.

In compliance with the Americans with Disabilities Act, individuals requiring special assistance to participate at this meeting please contact the City Clerk at (559) 655-3291. Notification of at least forty-eight hours prior to the meeting will enable staff to make reasonable arrangements to ensure accessibility to the meeting.

If you would like to participate at this meeting via Zoom, please use the following information:

Dial-in number: 1(669) 900-6833 Meeting ID: 481 456 459 Password: 93640

<https://zoom.us/j/481456459?pwd=S1ZEc0VYaXRRTFp6c293cHMyQIA1dz09>

CALL TO ORDER

ROLL CALL

FLAG SALUTE

FINALIZE THE AGENDA

1. Adjustments to Agenda.
2. Adoption of final Agenda.

CITIZENS ORAL AND WRITTEN PRESENTATIONS

At this time members of the public may address the City Council only on matters listed on the agenda. Please complete a "request to speak" form and limit your comments to THREE (3) MINUTES. Please give the completed form to City Clerk prior to the start of the meeting. All speakers shall observe proper decorum. The Mendota Municipal Code prohibits the use of boisterous, slanderous, or profane language. All speakers must step to the podium, state their names and addresses for the record. Please watch the time.

BUSINESS

1. Council discussion and consideration of the budget for Fiscal Year 2020-2021.
 - a. *Receive report from City Manager Gonzalez*
 - b. *Inquiries from Council to staff*
 - c. *Mayor opens floor to receive any comment from the public*
 - d. *Council takes action as appropriate*

ADJOURNMENT

CERTIFICATION OF POSTING

I, Celeste Cabrera-Garcia, City Clerk of the City of Mendota, do hereby declare that the foregoing agenda for the Mendota City Council special meeting of June 16, 2020, was posted on the outside bulletin board located at City Hall, 643 Quince Street on Thursday, June 11, 2020 at 4:05 p.m.



Celeste Cabrera-Garcia, City Clerk

AGENDA ITEM – STAFF REPORT

TO: HONORABLE MAYOR AND COUNCILMEMBERS
FROM: CRISTIAN GONZALEZ, CITY MANAGER
SUBJECT: FISCAL YEAR 2020-2021 BUDGET DRAFT
DATE: JUNE 16, 2020

ISSUE

Shall the City Council adopt Resolution No. 20-40, approving the proposed budget for fiscal years 2020-2021?

BACKGROUND

Every year the City is required to adopt a budget that covers operations and city business from July to the end of June. The budget reflects Council goals and priorities together with costs to conduct business.

ANALYSIS

The filing of the 2020-2021 Fiscal Year Budget will represent my second Budget as your City Manager. During my first Budget term, together with Staff, and the leadership of our City Council, the City was gaining great momentum in all sectors. On March 19th, the Governor issued an Executive Order and Public Health Order that directed all Californians to stay home except to go to an essential job or to shop for essential needs. This created a huge economical downfall for the entire economy. Today we currently are still under the Stay at Home Order, and while the restrictions have become more relaxed, things are far from being normal. City Managers across the nation are concerned about the shortfall in revenues, and mainly to the general fund.

While the short- and long-term economic effects of the pandemic are expected to be substantial throughout the country, the City of Mendota is positioned to demonstrate, once again, its resilience and efficiency as it relates to City operations. While the proposed budget definitely takes a conservative approach, it includes Council priority projects like a new bridge (6,000,000) for our water main line, new automatic water meters for all users (3,000,000), phase II (700,000) of the Rojas Pierce Park Expansion Project, a roundabout (877,000) at Bass and Barboza, citywide railroad corridor crossing improvements (832,000), alley paving (458,000) along with several street projects that total in over 2 million dollars alone. This budget includes an improved school pedestrian crossing on Belmont for the junior high school (158,000), and a citywide safe route to school plan (110,000). It also includes monies to landscape the right of way adjacent to the welcome sign on the southeast entrance of town, and for a monument to show veteran appreciation at Veterans Park.

In terms of personnel, there is a glaring need for more help in all departments. During the 2020-2021 fiscal year, we added the La Colonia subdivision, which includes over 80 new homes. Rojas-Pierce Park has been expanded, requiring more parks staff, and the number of streets needing maintenance continue to rise. As such, we are proposing an additional part time position in the parks (Public Works), another in Public Utilities and two positions in the Police Department.

An important note, during the goal setting meeting, members of the council expressed their desire to have a K-9 unit within the Police Department. We did research and estimate it would cost 50,000 up front for the first year, and 20,000 per year after that. We did not include it in this budget, because we added another frozen contract Police Officer position instead, but it is all subject to change.

CONCLUSION

This year we will need to be more strategic than ever, leveraging local funds with outside sources, like CDBG, COPS grants, CMAQ (congestion and mitigation air quality) grants, and ATP (active transportation) grants in order to accomplish meaningful improvements in 2020-2021. Staff will continue to work with an applicant interested in purchasing City owned cannabis zoned land, and if successful, there is a potential to earn a 1 million dollars for the sewer fund. What is even more promising, is the potential for the City's general fund to earn an additional 1 million or more yearly if the applicant plants cannabis by March of next year, which falls in the 2020-2021 fiscal year. Staff will also continue to work on attracting cannabis retail to the community in an effort to create revenue for the city's general fund while creating jobs for the community.

RECOMMENDATION

Staff recommends that the City Council adopt Resolution No. 20-40, or direct staff to make appropriate changes.

Attachment(s):

1. Resolution No. 20-40
2. Exhibit "A" - Fiscal Year 2020-2021 Requested Budget

**BEFORE THE CITY COUNCIL
OF THE
CITY OF MENDOTA, COUNTY OF FRESNO**

**A RESOLUTION OF THE CITY COUNCIL
OF THE CITY OF MENDOTA IN THE
MATTER OF APPROVING AND ADOPTING
THE FISCAL YEAR 2020-2021 OPERATING
BUDGET FOR THE CITY OF MENDOTA**

RESOLUTION NO. 20-40

WHEREAS, the City Council of the City of Mendota, in carrying out its fiduciary responsibility in the management of taxpayer funds, establishes an operating budget each fiscal year; and

WHEREAS, the City Council of the City of Mendota, in collaboration with City staff, has prepared balanced budget that provides for the delivery of core services to the residents of Mendota, through the approval of specific departmental expenditures; and

WHEREAS, the City Council of the City of Mendota has reviewed these specific departmental expenditures and held a public workshop and solicited public testimony; and

WHEREAS, in order to ensure that the total expenditures approved herein by the City Council for each department remain at, or under the approved amounts, the City Manager may make minor changes to individual line items, so long as such changes do not increase the total expenditure amounts approved for each department; and

NOW, THEREFORE, BE IT RESOLVED AS FOLLOWS, that the City Council of the City of Mendota does hereby adopt the 2020-2021 budget for the City of Mendota, as presented by the City Manager, and attached hereto and made part hereof as Exhibit "A".

Rolando Castro, Mayor

ATTEST:

I, Celeste Cabrera-Garcia, City Clerk of the City of Mendota, do hereby certify that the foregoing resolution was duly adopted and passed by the City Council at a special meeting of said Council, held at the Mendota City Hall on the 16th day of June, 2020.

**AYES:
NOES:
ABSENT:
ABSTAIN:**

Celeste Cabrera-Garcia, City Clerk

City of Mendota
Fiscal Year
2020 – 2021
Requested Budget



OF THE WORLD
CANTALOUPE CENTER

Table of Contents

	Page
I. Directory	1
II. General Fund - Summary	
General Fund Revenues Summary.....	3
General Fund Expenditures Summary.....	5
III. General Fund Budget	
City Council.....	8
City Administration.....	9
Finance Department.....	10
Planning & Engineering.....	11
Police.....	12
Code Enforcement.....	13
Animal Control.....	14
Building Department.....	15
Buildings & Grounds.....	16
Administrative Services.....	17
Senior Center.....	17
Human Resources.....	17
IV. Enterprise Fund Budget	
Refuse Operation Fund.....	19
Sewer Operation Fund.....	20
Water Operation Fund.....	22
Gas Tax - Street Fund.....	24
Measure "C" - Street Fund.....	25
"LTF" - Street Fund.....	26
Mendota "CFD" Fund.....	27
Aviation.....	28
"COPS" Fund.....	29
Donation Fund.....	30
V. Organizational Chart.....	31
VI. Payroll Allocations Summary	32

Directory

City of Mendota
643 Quince Street
Mendota, CA 93640
(559) 655-3291 Phone
(559) 655-4064 Fax
www.cityofmendota.com

City Council meetings are scheduled every 2nd and 4th Tuesday of the month at City Council Chambers 643 Quince Street, Mendota, California 93640.

City Council

Mayor	Rolando Castro	Term Expires	2022
Mayor Pro-Tem	Victor Martinez	Term Expires	2020
Council Member	Jesse Mendoza	Term Expires	2022
Council Member	Joseph Riofrio	Term Expires	2020
Council Member	Oscar Rosales	Term Expires	2020

Departments


City Manager/Public Public Works Director	Cristian Gonzalez	(559) 860-8882	cristian@cityofmendota.com
Finance Director/Assistant City Manager	Rudy Marquez	(559) 860-8637	rudy@cityofmendota.com
City Clerk	Celeste Cabrera	(559) 577-7692	ccabrera@cityofmendota.com
Director of Administrative Services	Jennifer Lekumberry	(559) 630-2849	jennifer@cityofmendota.com
Police Chief	Gregg L. Andreotti	(559) 210-4314	gregg@cityofmendota.com

Contract Services

City Attorney	Wanger Jones Helsley PC Attorneys	(559) 233-4800
City Engineer/Planner	Provost & Pritchard	(559) 449-2700

General Fund Budget – Summary

- 1) General Fund Revenue Summary
 - A. Taxes & Fines
 - B. Revenues from use of money or property
 - C. Inter-Governmental Agencies
 - D. Services
 - E. Other Revenues
- 2) General Fund Expenditure Summary
 - A. Salaries & Overtime
 - B. Fringe Benefits
 - C. Contract Services
 - D. Communication Supplies
 - E. Supplies
 - F. Fuel & Utilities
 - G. Repair & Maintenance
 - H. Property & General Liability Insurance
 - I. Meetings-Travel-Training
 - J. Other Expenditures
 - K. Capital Outlay



GENERAL FUND REVENUES

		Average	Approved	FY 19/20	Approved	Requested
		Past 3 Years	Budget	Actual as of	Budget	Budget
			FY 18/19	Apr-20	FY 19/20	FY 20/21
TAXES & FINES:						
01-3000-3010	Current Year Secured - Property Taxes	843,353	875,000	982,843	918,750	975,000
01-3000-3030	Prior Year Secured - Property Taxes	1,001	700	2,347	700	1,000
01-3000-3040	Current Year Unsecured - Property Taxes	13,504	16,500	13,262	13,100	13,100
01-3000-3050	Prior Year Unsecured - Property Taxes	877	1,600	409	1,200	1,200
01-3000-3070	Home Owner Apportionment - Property Taxes	2,911	3,000	1,392	3,000	1,300
01-3000-3150	Transfer Tax - Property Taxes	15,200	12,500	9,796	15,500	10,000
01-3100-3110	Sales Tax & Use Tax	620,542	660,000	513,612	791,222	616,000
01-3100-3120	Franchise Fees	112,365	111,445	103,549	112,000	512,000
01-3100-3130	Business License Tax	82,128	78,000	83,732	79,000	79,000
01-3100-3140	Transient Tax	3,343	2,500	3,388	3,000	3,000
01-3200-3210	Animal License Tax	3,292	2,500	4,570	3,000	3,000
01-3300-3310	Vehicle Fines	31,105	23,602	33,088	33,500	33,500
01-3300-3320	Code Enforcement Fees	16,340	24,323	11,451	6,000	6,000
01-3300-3340	Police Services	27,632	17,589	9,450	10,000	4,000
01-3300-3351	Police Administration Fees	8,254	6,160	5,901	6,500	6,500
01-3300-3359	Vehicle Impound Fees	20,233	12,953	24,290	17,000	17,000
01-3300-3362	DUI	13,302	14,333	12,250	10,000	10,000
01-3800-3350	Parking Citation	13,783	7,000	6,392	12,500	8,000
	TOTAL TAXES & FINES	1,829,163	1,869,705	1,821,722	2,035,972	2,299,600

REVENUES FROM USE OF MONEY OR PROPERTY:						
01-3400-3410	Investment Interest	3,611	1,000	399	500	500
01-3400-3420	Rental Income	82,759	82,623	79,335	92,113	101,000
	TOTAL REVENUE MONEY & PROPERTY	86,370	83,623	79,734	92,613	101,500

- Rental Income: Employment Development Department: \$3,427.42 (Monthly); Department of Motor Vehicles: \$486.31 (Monthly); Madera County Action Partnership: \$348.85 (Monthly); American Ambulance: \$1,111.95 (Monthly); Mendota Youth Recreation, Inc. \$1.00 (Annual); TerraForm: \$10,000.00 (Annual); Workforce Connection \$700.00 (Monthly); United Security Bank \$1,000.00 (Monthly)

INTER-GOVERNMENTAL AGENCIES:						
01-3100-3115	Local Public Safety AB2788	41,283	30,727	35,094	51,188	52,641
01-3500-3580	Public Safety	3,490	10,500	10,000	10,500	10,500
01-3500-3600	Grants	-	-	12,320	-	450,429
01-4000-3520	Federal Grants/Reimbursements	156,209	75,000	197,871	228,029	228,029
	TOTAL INTER-GOV. AGENCIES	200,981	116,227	255,286	289,717	741,599

- Grants: County of Fresno CDBG \$150,000.00; COPS Hiring Program \$30,429.00; \$50,000.00 USDA; California HCD \$160,000.00; San Joaquin Valley Air Pollution Control District \$60,000.00

GENERAL FUND REVENUES – CONTINUED

SERVICES:						
01-3800-3890	Debit Card Services	3,348	2,000	2,884	4,000	2,500
01-3800-3810	Planning/Engineering (Pass-Thru)	86,166	60,000	35,958	95,000	50,000
01-3200-3228	Plan Check Fees	37,981	25,000	55,172	36,000	40,000
01-3800-3860	Street Sweeping	13,340	14,553	3,638	14,553	14,553
01-3200-3220	Building Fees	12,043	85,000	75,533	85,000	40,000
01-3200-3812	Building (Pass-Thru)	87	1,000	-	-	-
01-3222-4650	Encroachment Permits	10,398	5,000	7,270	10,000	10,000
	TOTAL SERVICES	163,362	192,553	180,455	244,553	157,053

OTHER REVENUES:						
01-4000-4010	Sale of Property	27,026	700	20,112	4,000	4,000
01-4000-4020	RMA Refund	-	-	-	-	-
01-4000-4060	Over/Short	286	-	-	-	-
01-4000-4650	Capital Contributions	28,135	25,000	48,621	16,500	6,000
	TOTAL OTHER REVENUE	55,447	25,700	68,733	20,500	10,000
01-3900-3903	TRANSFER	115,827	-	-	1,268,651	389,518
	TOTAL GENERAL FUND REVENUES	2,451,150	2,287,808	2,405,930	3,952,006	3,699,270

- Transfer: \$64,000.00 (Public Safety Impact Fund 52); \$325,518.00 (CDBG Fund 9 – Program Income)

FUND BALANCE:	FY 09/10	\$ 95,168.00
FUND BALANCE:	FY 10/11	\$ 180,637.00
FUND BALANCE:	FY 11/12	\$ 190,203.00
FUND BALANCE:	FY 12/13	\$ 163,841.00
FUND BALANCE:	FY 13/14	\$ 17,849.00
FUND BALANCE:	FY 14/15	\$ 171,327.00
FUND BALANCE:	FY 15/16	\$ 71,372.00
FUND BALANCE:	FY 16/17	\$ 41,798.00
FUND BALANCE:	FY 17/18	\$ -
FUND BALANCE:	FY 18/19	\$ -
FUND BALANCE:	FY 19/20	\$ -
FUND BALANCE:	FY 20/21	\$ -

GENERAL FUND EXPENDITURES

			Approved	FY 19/20	Approved	Requested
		Average	Budget	Actual as of	Budget	Budget
Fund	Description	Past 3 Years	FY 18/19	Apr-20	FY 19/20	FY 20/21
	SALARIES & OVERTIME					
01-xxx-5010	Salaries, Regular	756,673	810,004	715,737	969,365	1,049,562
01-xxx-5060	Overtime	67,858	72,000	65,770	57,700	66,350
	Total Salaries & Overtime	824,531	882,004	781,507	1,027,065	1,115,912
	FRINGE BENEFITS					
01-xxx-5900	Uniform	8,224	7,150	1,725	8,400	12,700
01-xxx-6050	Retirement	27,205	25,308	29,286	31,249	39,065
01-xxx-6060	Health & Life Insurance	194,322	209,907	151,597	223,552	286,272
01-xxx-6070	F.I.C.A./Medicare	62,940	67,482	60,004	78,570	85,375
01-xxx-6080	Workers Compensation	121,656	130,553	89,062	147,482	148,920
01-xxx-6090	Unemployment Insurance	4,734	8,000	5	3,000	3,000
01-xxx-6100	Disability Insurance	7,759	9,526	7,775	11,090	12,052
	Total Fringe Benefits	426,839	457,926	339,454	503,343	587,384
	CONTRACT SERVICES					
01-xxx-5100	Election	3,318	15,000	-	-	2,800
01-xxx-5820	Legal Services	61,216	122,000	104,568	124,250	124,500
01-xxx-5821	Engineering Services	2,011	18,000	13,500	18,000	18,000
01-xxx-5840	Audit	12,361	11,000	11,050	11,000	11,000
01-xxx-5860	Contract Services - Dispatch	131,667	135,000	105,000	112,000	117,600
01-xxx-5850	Contract Services	136,615	118,950	155,412	296,407	267,190
01-xxx-5851	Contract Services (Pass-Thru)	95,971	61,000	25,703	95,000	50,000
01-xxx-5400	Lab Fees	1,403	2,000	2,084	2,000	2,000
01-xxx-5810	Abatement	1,727	8,000	1,587	10,000	8,000
	Total Contract Services	446,289	490,950	418,904	668,657	601,090
	COMMUNICATION					
01-xxx-5200	Telephone / Radio's	32,305	27,087	26,840	24,730	29,180
01-xxx-5360	Postage	3,764	4,000	3,431	3,629	3,530
	Total Communication	36,068	31,087	30,271	28,359	32,710
	SUPPLIES					
01-xxx-5350	Office Supplies	12,358	13,800	4,718	13,140	8,750
01-xxx-5800	Special Department Supplies	40,312	36,680	48,775	38,200	37,400
	Total Supplies	52,670	50,480	53,492	51,340	46,150
	FUEL & UTILITY					
01-xxx-5500	Fuel	20,481	20,500	13,257	19,801	19,434
01-xxx-5150	Utilities	39,909	37,056	27,785	37,904	33,740
	Total Fuel & Utility	60,391	57,556	41,042	57,705	53,174

GENERAL FUND EXPENDITURES - CONTINUED

	REPAIR & MAINTENANCE					
01-xxx-5450	Vehicle Maintenance/Operations	22,540	18,300	23,466	20,079	20,200
01-xxx-5460	Facility Repair	20,999	21,500	48,899	64,000	51,620
01-xxx-5600	Office Equipment Maintenance	1,355	1,200	1,770	1,800	2,124
	Total Repair & Maintenance	44,894	41,000	74,135	85,879	73,944
01-xxx-6110	P & GL INSURANCE	3,498	4,000	6,695	5,128	7,411
01-xxx-6300	MEETINGS/TRAVEL/TRAINING	23,573	17,600	20,734	24,927	19,300
	OTHER EXPENDITURES					
01-xxx-5300	Advertising & Publication	5,174	4,000	5,772	4,900	4,900
01-xxx-5950	Rent/Lease of Equip./ PD Bld.	44,771	65,136	45,604	73,171	67,500
01-xxx-6200	Principal	20,023	-	23,259	23,259	25,358
01-xxx-6210	Bonds-Interest	10,357	10,500	-	-	-
01-xxx-6211	Interest Expense	17,290	2,500	6,741	6,741	9,425
01-xxx-6250	Memberships & Dues	5,798	5,950	4,083	11,253	7,233
01-xxx-6400	Taxes and Assessments	239	315	277	431	453
01-xxx-6510	Community Promotion	941	1,000	94	1,000	1,000
01-xxx-7500	Transfer-Out	-	-	-	-	-
	Total Other Expenditures	104,593	89,401	85,830	120,755	115,869
01-xxx-6500	CAPITAL OUTLAY	19,318	25,900	963,028	1,378,848	1,046,325
	TOTAL General Fund EXPENDITURES	\$ 2,042,663	\$ 2,147,904	\$ 2,815,092	3,952,006	3,699,269

General Fund Budgets

- 1) City Council
- 2) City Administration
- 3) Finance Department
- 4) Planning & Engineering
- 5) Police
- 6) Code Enforcement
- 7) Animal Control
- 8) Building Department
- 9) Buildings & Grounds
- 10) Administrative Services
 - A Senior Center
 - B. Human Resources



CITY COUNCIL

Requested Budget for Fiscal Year 2020-21 – General Fund

			Approved	FY 19/20	Approved	Requested
		Average	Budget	Actual as of	Budget	Budget
Fund	Description	Past 3 Years	FY 18/19	Apr-20	FY 19/20	FY 20/21
City Council						
01-5060-5010	Salaries, Regular	17,600	18,000	14,400	18,000	18,000
01-5060-5100	Elections	3,318	15,000	-	-	2,800
01-5060-5200	Telephone	2,786	2,731	1,191	1,150	1,300
01-5060-5350	Office Supplies	348	400	217	450	350
01-5060-6060	Health & Life Insurance	49,775	69,912	41,925	69,951	68,635
01-5060-6070	F.I.C.A. / Medicare	1,958	1,377	1,867	1,377	1,377
01-5060-6080	Workers Compensation	591	2,532	-	6,792	-
01-5060-6100	Disability Insurance	243	194	244	194	194
01-5060-6300	Meetings/Travel/Training	9,909	8,000	7,816	12,000	8,000
01-5060-6510	Community Promotions	941	1,000	94	1,000	1,000
01-7500-7500	Transfer out (Fund 03)	-	-		-	-
	Total Expenditures	87,470	119,146	67,754	110,914	101,656

CITY ADMINISTRATION

Requested Budget for Fiscal Year 2020-21 – General Fund

			Approved	FY 19/20	Approved	Requested
		Average	Budget	Actual as of	Budget	Budget
Fund	Description	Past 3 Years	FY 18/19	Apr-20	FY 19/20	FY 20/21
City Administration						
01-5070-5010	Salaries, Regular	52,040	70,464	45,219	69,822	72,855
01-5070-5200	Telephone	4,595	5,256	3,026	3,242	3,650
01-5070-5300	Advertising & Publication	3,935	2,500	4,129	3,500	3,500
01-5070-5350	Office Supplies	6,348	4,500	2,697	6,639	5,000
01-5070-5360	Postage	2,146	2,000	1,868	2,000	2,000
01-5070-5450	Vehicle Maintenance/Operations	331	300	156	300	200
01-5070-5600	Office Equipment Maintenance	1,355	1,200	1,770	1,800	2,124
01-5070-5800	Special Department Supplies	1,459	2,250	1,071	3,500	3,000
01-5070-5820	Legal Services	46,122	35,000	29,717	35,000	35,000
01-5070-5850	Contract Services/Fire Protection	85,273	72,000	89,811	218,078	197,000
01-5070-5950	Lease Payment	1,263	4,136	2,337	3,250	3,500
01-5070-6050	Retirement	3,582	4,616	2,970	4,877	5,515
01-5070-6060	Health & Life Insurance	5,788	7,328	5,064	11,635	15,003
01-5070-6070	F.I.C.A. / Medicare	3,979	5,391	3,293	5,341	5,573
01-5070-6080	Workers Compensation	8,579	9,895	5,924	9,665	9,881
01-5070-6090	Unemployment Insurance	120	2,000	5	1,000	1,000
01-5070-6100	Disability Insurance	481	761	411	754	787
01-5070-6250	Memberships & Dues	4,655	4,500	3,573	7,220	6,000
01-5070-6300	Meetings/Travel/Training	3,479	3,000	2,404	627	2,000
01-5070-6500	Capital Outlay	3,563	7,900	13,483	62,000	6,000
	Total Expenditures	239,093	244,997	218,928	450,250	379,588

- Contract Services: Fire Contract Services \$16,269 (5850) (Fire Impact Fees) & \$40,000 (5850) (CFD 2006-1)
- Capital Outlay: Laserfiche/Scanner/Chambers Audio \$6,000 (Water & Sewer) (6500)

FINANCE DEPARTMENT

Requested Budget for Fiscal Year 2020-21 – General Fund

Fund	Description	Average Past 3 Years	Approved Budget FY 18/19	FY 19/20 Actual as of Apr-20	Approved Budget FY 19/20	Requested Budget FY 20/21
Finance Department						
01-5080-5010	Salaries, Regular	31,757	37,689	12,706	41,553	43,629
01-5080-5200	Telephone	735	900	108	407	130
01-5080-5350	Office Supplies	487	1,200	83	1,200	800
01-5080-5840	Audit Fee	12,361	11,000	11,050	11,000	11,000
01-5080-5900	Uniform	193	800	149	700	400
01-5080-6050	Retirement	2,002	2,469	883	2,902	3,373
01-5080-6060	Health & Life Insurance	2,403	2,829	639	2,880	2,910
01-5080-6070	F.I.C.A. / Medicare	2,400	2,883	962	3,179	3,338
01-5080-6080	Workers Compensation	5,193	5,301	1,648	5,752	5,917
01-5080-6100	Disability Insurance	292	407	126	449	471
01-5080-6250	Memberships & Dues	325	350	360	433	433
01-5080-6300	Meetings/Travel/Training	47	500	-	500	400
	Total Expenditures	58,195	66,328	28,714	70,955	72,801

PLANNING & ENGINEERING

Requested Budget for Fiscal Year 2020-21 – General Fund

Fund	Description	Average Past 3 Years	Approved Budget FY 18/19	FY 19/20 Actual as of Apr-20	Approved Budget FY 19/20	Requested Budget FY 20/21
Planning & Engineering						
01-5110-5010	Salaries - Regular	21,618	11,202	702	-	-
01-5110-5300	Advertising & Publications	1,045	1,000	1,219	1,000	1,000
01-5110-5350	Office Supplies	64	200	-	200	-
01-5110-5800	Special Dept. Supplies	47	200	32	200	-
01-5110-5821	Engineering	2,011	18,000	13,500	18,000	18,000
01-5110-5850	Contract Services	4,260	6,000	28,233	31,000	28,000
01-5110-5851	Contract Services (Pass-Thru)	95,852	60,000	25,703	95,000	50,000
01-5110-6050	Retirement	1,543	734	40	-	-
01-5110-6060	Health & Life	2,189	873	-	-	-
01-5110-6070	F.I.C.A. / Medicare	1,615	857	54	-	-
01-5110-6080	Workers Compensation	3,550	1,575	79	-	-
01-5110-6100	Disability Insurance	190	121	7	-	-
01-5110-6300	Travel/Meetings	17	100	-	-	-
01-5110-6500	Capital Outlay	-	-	-	-	160,000
	Total Expenditures	134,003	100,862	69,569	145,400	257,000

- Capital Outlay: SB2 Planning Grant – Zoning Update; City Hall Front Counter Improvements; Scanner - \$160,000.00 (6500)

POLICE

Requested Budget for Fiscal Year 2020-21 – General Fund

Fund	Description	Average Past 3 Years	Approved Budget FY 18/19	FY 19/20 Actual as of Apr-20	Approved Budget FY 19/20	Requested Budget FY 20/21
Police						
01-6150-5010	Salaries - Regular	401,989	466,478	417,942	611,803	648,021
01-6150-5020	Salaries - Part - Time	50,319	38,360	6,169	41,620	78,922
01-6150-5060	Overtime	64,043	70,000	49,395	55,000	55,000
01-6150-5150	Utilities	19,209	15,566	13,610	20,800	17,000
01-6150-5200	Telephone	24,001	18,000	22,435	19,750	24,000
01-6150-5300	Advertising & Publication	194	500	424	400	400
01-6150-5350	Office Supplies	3,239	5,000	1,026	4,000	2,000
01-6150-5360	Postage	1,525	1,500	1,465	1,550	1,400
01-6150-5400	Lab Fees	1,403	2,000	2,084	2,000	2,000
01-6150-5450	Vehicle Maintenance/Operations	12,124	10,000	16,626	12,500	13,500
01-6150-5460	Facility Repair / Maint.	873	1,000	463	1,000	1,000
01-6150-5500	Fuel	17,942	17,200	11,653	17,200	17,000
01-6150-5800	Special Department Supplies	19,050	14,000	20,828	15,000	15,000
01-6150-5820	Legal Services	14,032	85,000	62,844	85,000	85,000
01-6150-5850	Contract Services	22,151	22,000	20,514	22,250	22,000
01-6150-5860	Contract Services Dispatch	131,667	135,000	105,000	112,000	117,600
01-6150-5900	Uniform	6,815	5,000	1,316	6,000	11,400
01-6150-5950	Lease Payment	43,507	53,000	31,495	52,550	51,000
01-6150-6050	Retirement	11,114	8,545	10,955	13,123	18,262
01-6150-6060	Health & Life	114,729	111,801	83,737	113,011	156,168
01-6150-6070	F.I.C.A. / Medicare	38,595	43,975	35,865	54,194	59,818
01-6150-6080	Workers Compensation	78,587	87,371	55,232	98,058	106,053
01-6150-6090	Unemployment Insurance	4,614	6,000	-	2,000	2,000
01-6150-6100	Disability Insurance	4,767	6,208	4,688	7,650	8,445
01-6150-6110	P & GL Insurance	2,184	2,500	4,502	3,428	4,666
01-6150-6250	Memberships & Dues	818	750	150	800	800
01-6150-6300	Meetings/Travel	8,936	5,000	9,346	8,000	8,000
01-6150-6500	Capital Outlay	13,308	-	-	-	159,000
	Total Expenditures	1,111,736	1,231,754	989,764	1,380,687	1,685,455

- Capital Outlay: New Hire Uniform/Equipment \$6,000.00; (3) Explorers \$148,000.00; (3) Upfit Explorers \$25,000.00; CSO Vehicle Upgrades \$5,000.00 (6500) (Public Impact Safety Fees \$64,000.00)

CODE ENFORCEMENT

Requested Budget for Fiscal Year 2020-21 – General Fund

Fund	Description	Average 3 Years	Approved Budget FY 18/19	FY 19/20 Actual as of Apr-20	Approved Budget FY 19/20	Requested Budget FY 20/21
Code Enforcement						
01-6160-5010	Salaries	34,437	36,941	22,480	27,021	26,462
01-6160-5060	Overtime	53		55		500
01-6160-5360	Postage	93	500	98	79	130
01-6160-5450	Vehicle Maintenance/Operations	500	750	-	-	750
01-6160-5500	Fuel	272	400	352	534	534
01-6160-5800	Special Department Supplies	1,399	2,530	640	800	600
01-6160-5810	Abatement	1,727	8,000	1,587	10,000	8,000
01-6160-5820	Legal Services	1,062	2,000	12,007	4,250	4,500
01-6160-5850	Contract Services	2,079	650	89	582	100
01-6160-5900	Uniform	506	300	33	600	200
01-6160-6050	Retirement	1,072	2,420	1,557	1,887	2,046
01-6160-6060	Health & Life Insurance	549	-	2,138	2,400	2,786
01-6160-6070	F.I.C.A. / Medicare	2,660	2,826	1,865	2,067	2,063
01-6160-6080	Workers Compensation	2,842	5,195	2,920	3,740	3,657
01-6160-6100	Disability Insurance	327	399	247	292	291
01-6160-6300	Travel/Meeting	144	200	-	600	300
	Total Expenditures	49,721	63,111	46,068	54,852	52,919

ANIMAL CONTROL

Requested Budget for Fiscal Year 2020-21 – General Fund

			Approved	FY 19/20	Approved	Requested
		Average	Budget	Actual as of	Budget	Budget
Fund	Description	Past 3 Years	FY 18/19	Apr-20	FY 19/20	FY 20/21
Animal Control						
01-6170-5010	Salaries	17,296	15,912	24,159	22,539	26,462
01-6170-5060	Overtime	456	500	938	700	850
01-6170-5450	Vehicle Maintenance/Operations	2,102	750	1,534	2,000	750
01-6170-5460	Facility Repair/Maintenance	1,091	3,000	393	3,000	500
01-6170-5500	Fuel	320	400	251	400	400
01-6170-5800	Special Department Supplies	1,484	2,700	3,021	2,200	2,800
01-6170-5850	Contract Services	13,689	10,000	8,236	10,750	9,000
01-6170-5900	Uniform	300	250	-	600	200
01-6170-6050	Retirement	514	1,042	1,693	1,574	1,996
01-6170-6060	Health & Life Insurance	2,059	-	2,415	2,400	2,786
01-6170-6070	F.I.C.A. / Medicare	1,358	1,256	2,036	1,778	2,097
01-6170-6080	Workers Compensation	2,302	2,305	3,143	3,217	3,718
01-6170-6100	Disability Insurance	168	177	266	251	296
01-6170-6250	Membership & Dues	-	100	-	300	0
01-6170-6300	Travel/Meeting	8	100	168	200	200
	Total Expenditures	43,146	38,492	48,253	51,909	52,055

BUILDING DEPARTMENT

Requested Budget for Fiscal Year 2020-21 – General Fund

			Approved	FY 19/20	Approved	Requested
		Average	Budget	Actual as of	Budget	Budget
Fund	Description	Past 3 Years	FY 18/19	Apr-20	FY 19/20	FY 20/21
Building Department						
01-7180-5010	Salaries	20,238	22,404	32,587	38,749	43,148
01-7180-5350	Office Supplies	516	1,000	-	-	-
01-7180-5450	Vehicle Maintenance/Operations	177	500	-	-	-
01-7180-5500	Fuel	418	500	402	667	500
01-7180-5800	Special Department Supplies	-	-	1,739	1,500	1,000
01-7180-5850	Contract Services	34	-	273	5,000	1,000
01-7180-5851	Contract Services (Pass-Thru)	119	1,000	-	-	-
01-7180-5900	Uniform	76	300	-	-	-
01-7180-6050	Retirement	1,303	1,467	1,806	2,707	3,336
01-7180-6060	Health & Life Insurance	3,711	1,746	531	2,281	6,762
01-7180-6070	F.I.C.A./Medicare	1,549	1,714	2,078	2,964	3,301
01-7180-6080	Workers Compensation	4,564	3,151	4,269	5,364	5,852
01-7180-6100	Disability Insurance	187	242	223	418	466
01-7180-6200	Bond Principal	3,381	-	23,259	23,259	23,259
01-7180-6210	Bond Interest	7,488	10,500	-	-	-
01-7180-6211	Interest Expense	17,290	2,500	6,741	6,741	6,741
01-7180-6250	Dues / Fees	-	250	-	2,500	-
01-7180-6300	Travel/Meetings	9	200	-	2,500	-
01-7180-6500	Capital Outlay	-	8,000	-	-	-
	Total Expenditures	61,061	55,474	73,908	94,650	95,365

BUILDINGS & GROUNDS

Requested Budget for Fiscal Year 2020-21 – General Fund

Fund	Description	Average Past 3 Years	Approved Budget FY 18/19	FY 19/20 Actual as of Apr-20	Approved Budget FY 19/20	Requested Budget FY 20/21
Buildings & Grounds						
01-7250-5010	Salaries	98,768	82,670	135,351	87,858	86,063
01-7250-5060	Overtime	3,307	1,500	15,437	2,000	3,000
01-7250-5150	Utilities	18,887	19,490	12,934	15,140	15,140
01-7250-5450	Vehicle Maintenance/Operations	7,304	6,000	5,150	5,279	5,000
01-7250-5460	Facility Repair/Maintenance	18,929	17,000	47,935	60,000	50,000
01-7250-5500	Fuel	1,530	2,000	599	1,000	1,000
01-7250-5800	Special Department Supplies	16,873	15,000	21,476	15,000	15,000
01-7250-5850	Contract Services	8,856	8,000	8,076	8,500	9,870
01-7250-5900	Uniform	334	500	227	500	500
01-7250-5950	Lease Payment	1	8,000	11,772	17,371	13,000
01-7250-6050	Retirement	5,591	4,015	9,382	4,179	4,537
01-7250-6060	Health & Life Insurance	13,120	15,418	15,148	18,994	31,222
01-7250-6070	F.I.C.A./Medicare	8,012	6,439	11,676	6,874	6,813
01-7250-6080	Workers Compensation	13,700	11,824	15,325	13,454	12,079
01-7250-6100	Disability Insurance	1,004	909	1,526	970	962
01-7250-6110	Property & General Liability	1,313	1,500	2,193	1,700	2,745
01-7250-6200	Principal	16,642	-	-	-	2,099
01-7250-6211	Interest	2,868	-	-	-	2,684
01-7250-6400	Taxes & Assessments	239	315	277	431	453
01-7250-6500	Capital Outlay	2,448	10,000	949,545	1,316,848	721,325
	Total Expenditures	239,727	210,580	1,264,029	1,576,098	983,492

- Lease Payment: 7th Street Lot Purchase Payment & Public Works Fleet Vehicle Payment; Engie Payment (5950)
- Capital Outlay: Phase II Rojas-Pierce Park Expansion \$673,025.00; Veterans Monument \$5,000.00; \$5,000.00 Welcome Sign Landscaping West of Highway 180; ADA Improvements DMV & EDD Office \$20,000.00; Dump Truck \$15,300.00 (6500)


ADMINISTRATIVE SERVICES

Requested Budget for Fiscal Year 2020-21 – General Fund

Fund	Description	Average Past 3 Years	Approved Budget FY 18/19	FY 19/20 Actual as of Apr-20	Approved Budget FY 19/20	Requested Budget FY 20/21
Administrative Services						
<u>Senior Center</u>						
01-8320-5010	Salaries	10,611	9,884	4,022	10,400	13,000
01-8320-5150	Utilities	1,813	2,000	1,241	1,963	1,600
01-8320-5200	Telephone	188	200	80	181	100
01-8320-5350	Office Supplies	397	500	148	151	300
01-8320-5460	Building Operations S/M	106	500	108	0	120
01-8320-5850	Contract Services	226	300	180	247	220
01-8320-6050	Retirement	482	-	-	0	0
01-8320-6070	F.I.C.A./Medicare	812	764	308	796	995
01-8320-6080	Workers Compensation	1,748	1,404	522	1,440	1,763
01-8320-6100	Disability Insurance	100	108	37	112	140
01-8320-6300	Travel/Meetings	-	-	-	-	-
	Expenditures	16,483	15,660	6,645	15,290	18,238
<u>Human Resources</u>						
01-8321-5350	Office Supplies	958	1,000	546	500	300
01-8321-5850	Contract Services	48	-	-	-	-
01-8321-6300	Travel/Meetings	1,024	500	1,000	500	400
	Expenditures	2,029	1,500	1,546	1,000	700
	Total Expenditures	18,512	17,160	8,191	16,290	18,938

Enterprise Fund Budgets

- 1) Refuse Operation Fund
- 2) Sewer Operation Fund
- 3) Water Operation Fund
- 4) Gas Tax – Street Fund
- 5) Measure “C” – Street Fund
- 6) “LTF” – Street Fund
- 7) Mendota Community Facilities District Fund (CFD)
- 8) Aviation
- 9) “COPS”
- 10) Donation Fund



REFUSE OPERATION FUND

Requested Budget for Fiscal Year 2020-21

			Approved	FY 19/20	Approved	Requested
		Average	Budget	Actual as of	Budget	Budget
Fund	Description	Past 3 Years	FY 18/19	Apr-20	FY 19/20	FY 20/21
Revenues						
13-3400-3410	Interest Income	-	-	-	-	-
13-4400	Refuse Service	739,761	658,777	576,502	675,516	680,502
13-3592-3890	State Grant	5,000	5,000	5,000	5,000	5,000
13-4000-4650	Misc Income	-	-	-	-	-
	TOTAL REVENUES	744,761	663,777	581,502	680,516	685,502
Expenditures						
13-7240-5010	Salaries, Regular	41,926	30,755	26,898	33,437	37,039
13-7240-5060	Overtime	267	200	404	300	500
13-7240-5374	State Grant	2,487	5,000	-	5,000	5,000
13-7240-5800	Special Department Supplies	442	500	-	500	500
13-7240-5840	Audit	865	800	1,228	1,200	1,230
13-7240-5850	Contract Services	648,070	579,980	504,591	595,628	605,509
13-7240-6050	Retirement	356	2,014	1,879	1,865	2,713
13-7240-6060	Health & Life Insurance	7,301	4,932	3,632	10,355	12,535
13-7240-6070	F.I.C.A./Medicare	3,193	2,353	2,091	2,581	2,864
13-7240-6080	Workers Compensation	6,921	4,332	3,517	6,792	5,078
13-7240-6100	Disability Insurance	395	332	274	364	404
	Total Expenditures	712,221	631,198	544,514	658,022	673,372
Excess of Revenues over Expenditures		32,540	32,579	36,988	22,494	12,130

SEWER OPERATION FUND

Requested Budget for Fiscal Year 2020-21

Fund	Description	Average Past 3 Years	Approved Budget FY 18/19	FY 19/20 Actual as of Apr-20	Approved Budget FY 19/20	Requested Budget FY 20/21
Revenues						
10-3400-3410	Interest Income		300	-	300	-
10-3500-3600	Grant				-	-
10-4000-4650	Misc Revenue	24,010	-	-	-	-
10-4300-4200	Sewer Service	1,421,475	1,269,458	1,120,445	1,327,591	1,344,445
10-4200-4300	Connection Fee	37,728	35,056	3,727	35,000	4,000
	TOTAL REVENUES	1,483,213	1,304,814	1,124,172	1,362,891	1,348,445
Expenditures						
10-7210-5010	Salaries, Regular	255,365	291,949	212,575	357,484	405,552
10-7210-5060	Overtime	13,465	10,000	18,992	11,000	15,000
10-7210-5100	Elections	2,288	10,000	-	-	-
10-7210-5150	Utilities	166,399	160,000	97,268	88,370	116,668
10-7210-5200	Telephone	12,451	16,367	8,859	14,000	11,000
10-7210-5300	Advertising & Publication	1,560	1,500	2,769	2,000	2,000
10-7210-5350	Office Supplies	4,707	5,000	3,311	5,000	5,000
10-7210-5360	Postage	7,095	6,800	6,553	7,000	8,000
10-7210-5400	Lab Analysis	4,569	4,300	4,059	5,000	5,000
10-7210-5410	Chemicals	7,213	7,000	4,552	7,000	7,000
10-7210-5450	Vehicle Maintenance/Operations	14,263	20,000	10,663	18,000	13,000
10-7210-5460	Facility Repair / Maint.	41,793	75,000	128,136	122,506	180,000
10-7210-5500	Fuel	17,611	23,000	24,471	23,000	24,000
10-7210-5600	Office Equipment Maintenance	4,307	4,500	3,472	3,000	3,600
10-7210-5700	Depreciation	301,954	-	-	-	-
10-7210-5800	Special Department Supplies	15,967	15,000	8,521	25,000	25,000
10-7210-5820	Legal Services	38,302	32,000	26,142	30,349	31,372
10-7210-5821	Engineering Services	18,000	15,000	13,500	15,000	15,000
10-7210-5840	Audit	15,838	14,000	19,636	20,000	20,000
10-7210-5850	Contract Services	81,208	97,000	192,202	210,850	85,000
10-7210-5900	Uniform	3,464	3,800	3,069	3,700	3,700
10-7210-5950	Lease Payment	1,292	17,136	47,844	89,104	81,000
10-7210-6050	Retirement	4,323	18,923	13,795	22,547	28,636
10-7210-6060	Health & Life Insurance	66,256	50,963	43,808	77,284	81,188
10-7210-6070	F.I.C.A./Medicare	21,186	23,999	17,435	28,189	32,172
10-7210-6080	Workers Compensation	42,178	42,401	27,264	51,005	57,038
10-7210-6090	Unemployment Insurance	3,369	6,000	1,901	4,000	4,000
10-7210-6100	Disability Insurance	2,590	3,261	22,274	3,980	4,542
10-7210-6110	P & GL Insurance	1,542	1,900	2,309	1,800	3,567
10-7210-6200	Bond / Principle	219,502	152,000	78,161	164,000	180,000
10-7210-6210	Bond / Interest	1,143	221,728	63,125	211,834	198,853

10-7210-6211	Interest Expense	-	-	-	-	83,207
10-7210-6250	Memberships & Dues	16,745	15,000	9,687	12,500	12,500
10-7210-6300	Meetings/Travel/Training	1,582	1,500	1,045	1,000	1,100
10-7210-6400	Taxes & Assessment	781	900	740	900	900
10-7210-6500	Capital Outlay	-	498,300	321,032	150,900	90,995
	Total Expenditures	1,410,306	1,866,227	1,439,170	1,787,302	1,835,591
	FUND BALANCE:	-	385,236	531,377	424,411	487,146
	Excess of Revenues over Expenditures	72,906	(176,177)	216,379	-	-

- Facility Repair/Maintenance: Earthwork and Ponds \$150,000.00 (5460)
- Capital Outlay: Laserfiche \$6,000.00 (General & Water); Dump Truck \$38,250.00 (General, Water, Streets) Aerators \$30,000.00 (6500)

LONG-TERM LIABILITIES – SEWER

Mendota Joint Powers Financing Authority			
Wastewater Certificates of Participation Series 2010-1			
Year Ended June 30	Principal	Interest	Total
2021	37,000	76,654	114,400
2022-2026	206,000	359,766	569,919
2027-2031	306,000	371,048	683,218
2032-2036	317,000	246,500	569,892
2037-2041	370,000	191,640	586,101
2042-2046	451,000	109,691	569,785
2047-2050	316,000	19,292	341,664
Total	2,003,000	1,374,591	3,434,980
Mendota Joint Powers Financing Authority			
Wastewater Revenue Bonds Series 2005			
Year Ended June 30	Principal	Interest	Total
2021	145,000	119,838	264,838
2022-2026	720,000	486,258	1,206,258
2027-2031	740,000	308,743	1,048,743
2032-2035	740,000	97,300	837,300
Subtotal	2,345,000	1,012,138	3,357,138
Less: unamortized discount	(98,296)	-	(98,296)
Total	2,246,704	1,012,138	3,258,842

WATER OPERATION FUND

Requested Budget for Fiscal Year 2020-21

		Average	Approved	FY 19/20	Approved	Requested
Fund	Description	Past 3 Years	Budget	Actual as of	Budget	Budget
			FY 18/19	Apr-20	FY 19/20	FY 20/21
02-3400-3410	Interest Income	2,469	50	-	50	50
02-3500-3600	Grant					200,000
02-3900-3903	Mowry Bridge Transfer					6,020,331
02-4000-4650	Misc Income	159,443	1,500	4,132	1,500	1,500
02-4200-4201	Water Service	1,790,088	1,723,458	1,537,556	1,722,511	1,939,572
02-4200-4213	Repair Charge	2,372	-	2,807	-	2,500
02-4200-4300	Connection Fee	44,136	30,000	6,337	35,000	6,000
02-4200-4330	Penalty/Shut-Off	72,855	77,670	51,129	67,500	30,000
	TOTAL REVENUES	2,071,362	1,832,678	1,601,961	1,826,561	8,199,953
02-7220-5010	Salaries, Regular	403,077	497,946	290,058	423,357	437,829
02-7220-5060	Overtime	16,122	10,000	23,527	11,000	23,000
02-7220-5100	Elections	2,288	10,000	-	-	-
02-7220-5150	Utilities	338,253	247,701	287,886	297,312	345,886
02-7220-5200	Telephone	18,668	21,163	12,545	19,287	18,000
02-7220-5300	Advertising & Publication	1,681	1,500	2,791	2,354	2,400
02-7220-5350	Office Supplies	4,577	4,500	3,398	5,224	5,224
02-7220-5360	Postage	7,126	6,800	6,627	7,065	7,200
02-7220-5400	Lab Analysis	17,456	30,000	14,397	19,870	17,397
02-7220-5410	Chemicals	31,574	28,300	27,774	30,437	30,000
02-7220-5450	Vehicle Maintenance/Operations	12,834	20,000	7,880	13,510	9,000
02-7220-5460	Facility Repair / Maint.	50,316	125,000	59,571	75,000	85,000
02-7220-5500	Fuel	18,971	23,000	26,767	27,724	27,000
02-7220-5600	Office Equipment Maintenance	4,307	4,000	3,472	2,968	3,600
02-7220-5800	Special Department Supplies	51,917	90,000	33,109	93,000	73,000
02-7220-5820	Legal Services	37,200	32,000	26,091	29,863	31,309
02-7220-5821	Engineering Services	31,513	25,000	13,500	16,200	16,200
02-7220-5840	Audit	16,239	14,500	23,328	23,766	23,766
02-7220-5850	Contract Services	49,638	65,800	75,999	65,800	77,640
02-7220-5900	Uniform	3,379	3,700	3,015	3,507	3,507
02-7220-5950	Lease Payment	146,437	172,136	110,229	240,442	213,939
02-7220-6050	Retirement	4,877	32,074	19,207	26,758	31,367
02-7220-6060	Health & Life Insurance	95,316	86,904	61,653	97,449	78,690
02-7220-6070	F.I.C.A./Medicare	32,784	38,858	24,194	33,228	35,253
02-7220-6080	Workers Compensation	65,689	44,284	37,781	49,907	62,501
02-7220-6090	Unemployment Insurance	3,369	6,000	1,901	4,000	4,000
02-7220-6100	Disability Insurance	4,034	5,486	3,110	4,691	4,977
02-7220-6110	P & GL Insurance	1,313	1,500	2,540	1,886	2,745
02-7220-6200	Bond / Principle	44,000	44,000	46,000	46,000	48,000
02-7220-6210	Bond / Interest	33,303	22,995	20,970	20,970	19,855

02-7220-6211	Interest Expense	-	-	-	-	48,314
02-7220-6250	Memberships & Dues	19,077	16,000	15,466	21,000	21,000
02-7220-6300	Meetings/Travel/Training	1,847	1,000	940	1,000	1,000
02-7220-6400	Taxes & Assessment	287	400	185	250	250
02-7220-6500	Capital Outlay		106,300	15,775	60,000	260,995
02-7220-8004	Mowry Bridge - Pass-thru		-	396,508	6,830,846	6,020,331
	Total Expenditures	1,569,470	1,838,847	1,698,194	8,605,671	8,090,174
	FUND BALANCE:	-	48,138	6,779,110	6,779,110	-
	Excess of Revenues over Expenditures	501,893	41,969	(96,233)	-	109,779

- Facility Maintenance: A/C Installation (5460)
- Mowry Bridge Transfer \$6,020,331.00 for the construction of Mowry Bridge (6500)
- Capital Outlay: Laserfiche \$6,000 (General & Sewer); Automatic Meter Read Project \$200,000.00; Dump Truck \$38,250 (General, Sewer, Streets) (6500)

LONG-TERM LIABILITIES - WATER

USDA Water Improvement Loan				
Year Ended June 30	Principal	Interest	Totals	
2021	48,000	18,855	66,855	
2022	50,000	16,650	66,650	
2023	52,000	14,355	66,355	
2024	54,000	11,970	65,970	
2025-2028	239,000	19,013	258,013	
Total	443,000	80,843	523,843	

- USDA Water Improvement Loan debt service will terminate 2028.

GAS TAX – STREET FUND

Requested Budget for Fiscal Year 2020-21

Fund	Description	Average Past 3 Years	Approved Budget FY 18/19	FY 19/20 Actual as of Apr-20	Approved Budget FY 19/20	Requested Budget FY 20/21
Revenues						
07-3500-3528	State Allocation - 2032	96,767	20,000	173,228	163,896	163,896
07-3500-3529	State Allocation - 2103	39,239	117,000	74,186	32,972	32,972
07-3500-3530	State Allocation - 2105	65,467	54,000	50,905	49,325	49,325
07-3500-3531	State Allocation - 2106	38,171	47,000	29,214	28,645	28,645
07-3500-3532	State Allocation - 2107	83,495	66,000	62,678	60,473	60,473
07-3500-3533	State Allocation - 2107.5	3,000	3,000	3,000	3,000	3,000
07-3400-3410	Interest Income	773	150	-	-	-
07-3900-3903	Interfund Transfer		-	-	-	-
07-3500-3600	Grant	24,601	-	773	319,293	870,552
	Total Revenues	351,513	307,150	393,984	657,604	1,208,863
Expenditures						
07-7190-5010	Salaries, Regular	29,562	30,348	6,859	26,151	16,445
07-7190-5060	Overtime	48	500	239	500	500
07-7190-5150	Utilities- Street Lights	71,275	68,709	58,395	79,056	71,000
07-7190-5450	Vehicle Maintenance / Operations	762	500	-	547	500
07-7190-5470	Street Repair / Maintenance	5,259	10,000	5,012	49,824	35,000
07-7190-5800	Special Department Supplies	1,171	1,500	832	2,500	2,000
07-7190-5821	Engineering Services	322	-	-	1,820	1,000
07-7190-5840	Audit Fees	1,092	1,000	1,841	1,800	1,850
07-7190-6050	Retirement	2,104	1,988	387	1,827	1,272
07-7190-6060	Health & Life Insurance	4,589	4,687	146	3,953	4,334
07-7190-6070	F.I.C.A./Medicare	2,222	2,360	459	2,038	1,297
07-7190-6080	Workers Compensation	5,108	4,345	902	6,792	2,298
07-7190-6100	Disability Insurance	258	333	50	288	183
07-7190-6500	Capital Outlay	237,624	180,880	167,483	480,507	961,068
	Total Expenditures	361,396	307,150	242,605	657,603	1,098,747
	FUND BALANCE:	197,552			-	
	Excess of Revenues over Expenditures	187,668	-	151,379	1	110,117

- Estimated Allocation for Fiscal Year 20/21
- Capital Outlay: Projects: 1) Lozano & SR 33 Striping; 2) Bass & Barboza Roundabout; 3) MJHS SRTS Project; 4) Citywide Safe Routes to School Plan; 5) Citywide Railroad Corridor Crossing Improvements; 6) Alley Paving \$2,450,454.00 (6500)

MEASURE "C" STREET FUND

Requested Budget for Fiscal Year 2020-21

Fund	Description	Average Past 3 Years	Approved Budget FY 18/19	FY 19/20 Actual as of Apr-20	Approved Budget FY 19/20	Requested Budget FY 20/21
Revenues						
14-3100-3175	County Allocation	190,587	156,940	126,566	166,208	166,208
14-3100-3180	County Allocation (ADA)	4,227	5,493	4,279	5,817	5,817
14-3100-3190	County Allocation (Flexible)	148,772	186,188	147,543	197,530	197,530
14-3400-3410	Interest Income	868	200	-	-	0
14-3500-3600	Grant	250,841	-	492	200,000	701,105
	Total Revenues	595,295	348,821	278,880	569,555	1,070,660
Expenditures						
14-7190-5010	Salaries, Regular	120,143	134,493	90,996	136,086	135,980
14-7190-5060	Overtime	378	750	1,873	750	1,000
14-7190-5420	Street ADA Projects	2,667	-	-	10,000	-
14-7190-5450	Vehicle Maintenance/Operations	8,394	8,000	5,886	9,000	8,000
14-7190-5470	Street Repair / Maint.	15,666	50,000	10,021	62,659	40,000
14-7190-5480	Sidewalk / Curb / Gutter-Maint.	-	-	-	10,000	1,000
14-7190-5800	Special Department Supplies	7,299	7,000	5,909	10,000	8,000
14-7190-5840	Audit	1,548	1,500	2,456	2,541	2,500
14-7190-5850	Contract Services	41,447	30,000	18,326	35,000	35,000
14-7190-6050	Retirement	8,027	8,809	5,850	8,564	9,381
14-7190-6060	Health & Life Insurance	31,994	32,414	17,984	34,960	34,358
14-7190-6070	F.I.C.A./Medicare	9,301	10,346	7,636	10,468	10,479
14-7190-6080	Workers Compensation	20,049	18,998	11,706	18,399	18,578
14-7190-6100	Disability Insurance	1,138	1,461	988	1,478	1,479
14-7190-6500	Capital Outlay	551,391	45,050	111,410	219,650	805,089
14-7190-7500	Transfer Out	-	-	-	-	-
	Total Expenditures	819,443	348,821	291,041	569,555	1,110,844
	FUND BALANCE:		-			40,184
	Excess of Revenues over Expenditures	(224,147)	-	(12,161)	-	0

- Estimated Allocation for Fiscal Year 19/20
- Capital Outlay: Projects: 1) Lozano & SR 33 Striping; 2) Bass & Barboza Roundabout; 3) MJHS SRTS Project; 4) Citywide Safe Routes to School Plan; 5) Citywide Railroad Corridor Crossing Improvements; 6) Alley Paving \$2,450,454.00 (6500)

“LTF” STREET FUND
Requested Budget for Fiscal Year 2020-21

Fund	Description	Average Past 3 Years	Approved Budget FY 18/19	FY 19/20 Actual as of Apr-20	Approved Budget FY 19/20	Requested Budget FY 20/21
Revenues						
12-3100-3160	Article III	8,402	8,577	8,275	9,275	9,275
12-3100-3170	Article VIII	345,363	387,298	417,449	418,807	418,807
12-3100-3410	Interest Income	727	100	-	100	100
12-3500-3600	Grant	44,305	-	1,078	450,000	653,797
	Total Revenues	398,797	395,975	426,802	878,182	1,081,979
Expenditures						
12-7190-5010	Salaries, Regular	118,127	95,967	63,092	88,475	81,551
12-7190-5060	Overtime	477	750	1,488	750	1,000
12-7190-5440	Street Painting	-	-	-	-	-
12-7190-5450	Veh. Maint/Operations	6,873	5,000	6,425	7,000	7,000
12-7190-5470	Street Repair	33,956	50,000	27,430	50,000	
12-7190-5480	Sidewalk / Curb	2,382	10,000	-	10,000	
12-7190-5500	Fuel	2,990	5,000	5,438	5,000	5,000
12-7190-5800	Special Department Supplies	11,109	15,000	7,086	15,000	10,000
12-7190-5821	Engineering Services	1,339	3,000	-	-	-
12-7190-5840	Audit Fees	1,681	1,500	1,851	2,200	1,851
12-7190-5850	Contract Services	1,141	1,500	3,272	6,414	5,000
12-7190-6050	Retirement	7,577	6,229	4,032	5,444	5,844
12-7190-6060	Health & life Insurance	25,367	18,677	12,480	18,038	14,912
12-7190-6070	F.I.C.A./Medicare	9,134	7,398	4,982	6,826	6,315
12-7190-6080	Workers Compensation	19,331	13,502	7,759	12,215	11,196
12-7190-6100	Disability Insurance	1,117	1,045	641	964	892
12-7190-6500	Capital Outlay	97,535	161,407	228,787	649,856	752,998
	Total Expenditures	340,136	395,975	374,763	878,182	903,559
	FUND BALANCE:	-	-			
Excess of Revenues over Expenditures		58,661	-	52,039	-	178,420

- Estimated Allocation for Fiscal Year 19/20
- Capital Outlay: Projects: 1) Lozano & SR 33 Striping; 2) Bass & Barboza Roundabout; 3) MJHS SRTS Project; 4) Citywide Safe Routes to School Plan; 5) Citywide Railroad Corridor Crossing Improvements; 6) Alley Paving \$2,450,454.00 (6500)

MENDOTA CFD FUND

Requested Budget for Fiscal Year 2020-21

Fund	Description	Average Past 3 Years	Approved Budget FY 18/19	FY 19/20 Actual as of Apr-20	Approved Budget FY 19/20	Requested Budget FY 20/21
Revenues						
61-3000-3015	Mendota CFD / 2006 - 01	281,071	289,363	222,631	348,607	415,000
61-3400-3410	Interest Income	194	50	-	50	50
61-3500-3600	Grant	-	-	-	-	14,987
	Total Revenues	281,265	289,413	222,631	348,657	430,037
Expenditures						
61-6150-5010	Salaries, Regular	185,241	219,782	209,810	228,659	278,328
61-6150-5060	Overtime	8,453	6,000	10,022	6,000	8,000
61-6150-5850	Contract Services	4,801	5,255	3,722	4,654	44,466
61-6150-6050	Retirement	1,640	-	2,213	2,615	12,319
61-6150-6060	Health & life Insurance	38,126	42,798	31,242	46,287	50,819
61-6150-6070	F.I.C.A./Medicare	15,624	17,272	17,384	17,952	21,904
61-6150-6080	Workers Compensation	30,409	31,326	27,496	32,481	38,834
61-6150-6100	Disability Insurance	1,969	2,438	2,272	2,534	3,092
	Total Expenditures	286,262	324,871	304,161	341,182	457,762
	FUND BALANCE:		35,458	35,458	-	27,725
	Excess of Revenues over Expenditures	(4,996)	-	(46,072)	7,475	(0)

- Contract Services: Fire Protection Contract Services \$40,000.00 (5850)

AVIATION

Requested Budget for Fiscal Year 2020-21

			Approved	FY 19/20	Approved	Requested
		Average	Budget	Actual as of	Budget	Budget
Fund	Description	Past 3 Years	FY 18/19	Apr-20	FY 19/20	FY 20/21
Revenues						
05-3500-3600	State Allocation	10,000	10,000	10,000	10,000	10,000
05-3400-3410	Interest Income	1	-	-	-	-
05-3500-3600	Grant	111,124	-	-	15,000	-
	Total Revenues	121,126	10,000	10,000	25,000	10,000
Expenditures						
05-7230-5010	Salaries, Regular	1,758	1,983	1,933	1,818	1,969
05-7230-5060	Overtime	34	200	-	-	-
05-7230-5150	Utilities	550	1,000	146	150	217
05-7230-5460	Facility Repair/Maintenance	1,717	1,000	-	2,350	1,900
05-7230-5800	Special Department Supplies	-	-	-	-	-
05-7230-5821	Engineering	-	-	-	-	-
05-7230-5850	Contract Services	-	-	-	-	-
05-7230-6050	Retirement	106	130	135	127	152
05-7230-6060	Health & Life Insurance	497	383	157	388	388
05-7230-6070	F.I.C.A./Medicare	138	152	167	139	151
05-7230-6080	Workers Compensation	301	279	252	693	267
05-7230-6100	Disability Compensation	17	21	22	20	21
05-7230-6150	Airport Insurance	3,987	4,000	4,255	19,000	4,600
05-7230-6400	Taxes & Assesments	314	315	324	315	335
05-7230-6500	Capital Outlay	109,745	-	-	-	-
	Total Expenditures	114,997	9,463	7,391	25,000	10,000
			-	-	-	-
Excess of Revenues over Expenditures		6,129	537	2,609	-	-

"COPS"

Requested Budget for Fiscal Year 2020-21

		Average	Approved	FY 19/20	Approved	Requested
Fund	Description	Past 3 Years	Budget	Actual as of	Budget	Budget
			FY 18/19	Apr-20	FY 19/20	FY 20/21
Revenues						
23-3500-3560	COPS	144,742	100,000	125,948	100,000	100,000
23-3400-3410	Interest Income	130	10	-	10	10
	Total Revenues	144,872	100,010	125,948	100,010	100,010
Expenditures						
23-6150-5010	Salaries, Regular	82,903	71,865	82,281	87,541	79,055
23-6150-5060	Overtime	8,836	13,000	21,660	13,000	15,000
23-6150-6050	Retirement	414	500	3,290	631	3,953
23-6150-6060	Health & life Insurance	21,740	17,734	13,868	20,738	17,755
23-6150-6070	F.I.C.A./Medicare	7,357	6,493	8,029	7,692	7,195
23-6150-6080	Workers Compensation	13,873	15,941	10,772	16,980	12,756
23-6150-6100	Disability Insurance	916	917	1,050	1,086	1,016
	Total Expenditures	136,038	126,450	140,950	147,668	136,730
	FUND BALANCE:		26,440		47,658	36,720
	Excess of Revenues over Expenditures	8,834	-	(15,002)	-	-

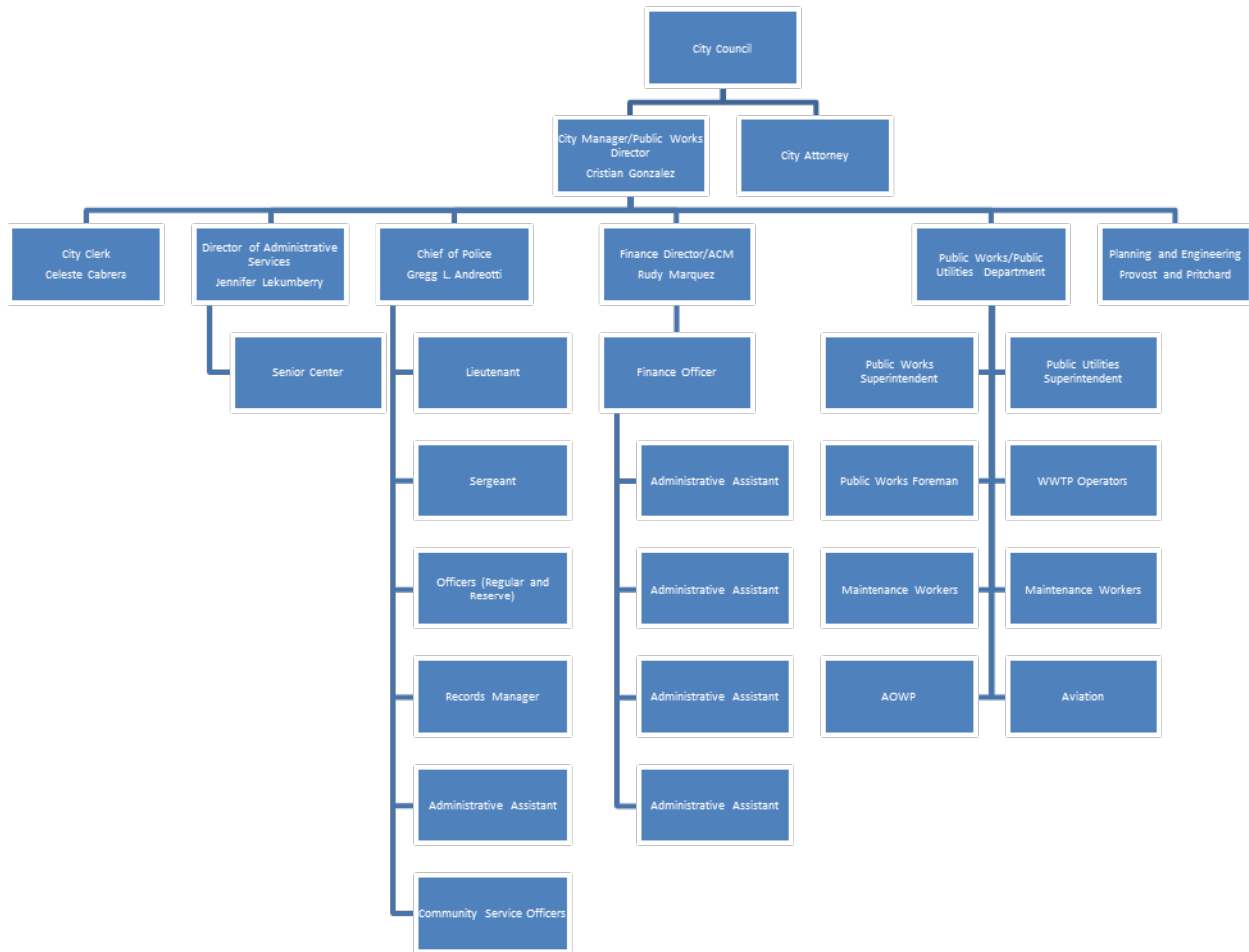
DONATION FUND

Requested Budget for Fiscal Year 2020-21

		Requested Budget
Fund	Description	FY 20/21
Donation Fund		
24 (Fund Balance)	Donation Fund Balance	865
	Total Revenues	865
Expenditures		
24-5090-5800	Special Department Supplies	865
	Total Expenditures	865
	Excess of Revenues over Expenditures	-

- National Night Out Event \$810
- Business Summit \$55

CITY OF MENDOTA Organizational Chart



CITY OF MENDOTA

Payroll Allocation Summary

City Manager		Finance Director/Assistant City Manager	
General Fund	35%	General Fund	35%
Water	25%	Water	23%
Sewer	25%	Sewer	22%
Gas Tax	5%	Measure C	10%
Measure C	5%	LTF	10%
LTF	5%		
		Finance Officer	
City Clerk		Water	35%
General Fund	40%	Sewer	35%
Water	30%	Sanitation	20%
Sewer	30%	Measure C	5%
		LTF	5%
Director of Administrative Services			
General	40%	Administrative Assistant (3)	
Water	30%	Water	40%
Sewer	30%	Sewer	40%
		Sanitation	20%
Senior Center Coordinator (1)			
General Fund	100%	Administrative Assistant PT (1)	
		Water	40%
Public Utilities Superintendent (1)		Sewer	40%
Water	60%	Sanitation	20%
Sewer	40%		
		Public Works Superintendent (1)	
Public Utilities Water/Wastewater Opr I (1)		General	10%
Water	50%	Water	20%
Sewer	50%	Sewer	10%
		Measure C	30%
Public Utilities Maintenance Worker (1)		LTF	30%
Water	60%		
Sewer	40%	Public Utilities Wastewater Operator (1)	
		Sewer	100%
Public Utilities Maintenance Worker PT (1)			
Water	50%		
Sewer	50%		

Public Works Maintenance Worker PT (1)	
General	50%
Water	20%
Sewer	20%
Measure C	5%
LTF	5%

Public Works Foreman	
General	10%
Water	50%
Sewer	30%
Measure C	5%
LTF	5%

Public Utilities Maintenance Worker (1)	
Water	60%
Sewer	40%

Public Works Maintenance Worker (1)	
Water	50%
Sewer	30%
Measure C	10%
LTF	10%

Public Works Maintenance Worker (1)	
General	25%
Water	10%
Airport	5%
Sewer	10%
Gas Tax	15%
Measure C	15%
LTF	20%

Public Works Maintenance Worker (2)	
General	14%
Water	33%
Sewer	33%
Measure C	10%
LTF	10%

Public Works Maintenance Worker PT (1)	
General	30%
Water	10%
Sewer	30%
Measure C	10%
LTF	10%
Gas Tax	10%

Public Works Maintenance Worker (1)	
Measure C	100%

Public Works Maintenance Worker PT (1)	
General	14%
Water	33%
Sewer	33%
Measure C	10%
LTF	10%

Public Works Maintenance Worker (1)	
General	15%
Water	35%
Sewer	10%
Measure C	20%
LTF	20%

Police Chief	
General	100%

Police Sergeant (1)	
General	50%
CFD	50%

Police Officer (2)	
General	100%

Police Lieutenant (1)		Police Records Manager (1)	
General	28%	General	100%
CFD	58%	Police Administrative Assistant (1)	
COPS	14%	General	100%
Police Sergeant (1)		Police Officer R124 (2)	
COPS	75%	General	100%
CFD	25%	Police Officer (1)	
Police Sergeant (1)		CFD	100%
General	40%	Police Officer (1)	
CFD	60%	General	40%
Police Officer-SRO (3)		CFD	60%
General	100%	Community Service Officer (2)	
Police Sergeant (1)		General	80%
General	33%	Water	20%
CFD	50%		
COPS	17%		